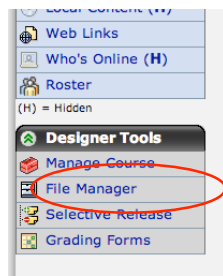
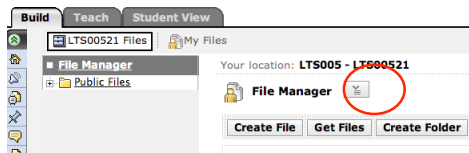


## Using Web Folders on a PC



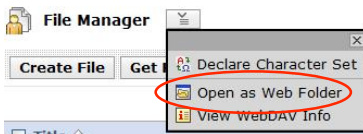
- Click on the **File Manager** under **Designer Tools**



- Click on the **ActionLink** next to the words "File Manager".



- Click on **Open as Web Folder**.



- You will be asked for your Vista username and password again. After you enter them, a window will display.
- You can then open another window displaying your files on your computer and **drag** and **drop** folders and files between one and the other.

