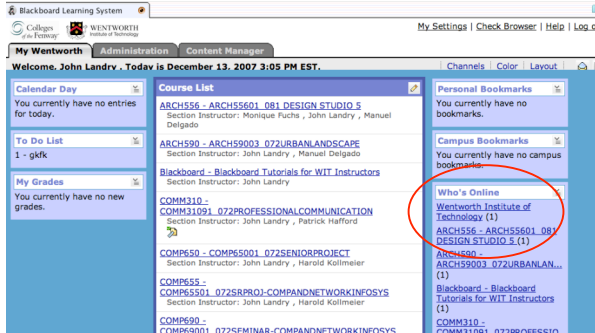
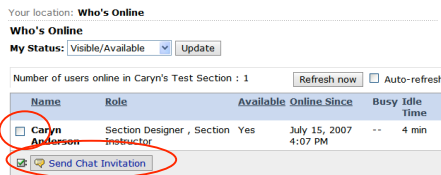


Who's Online

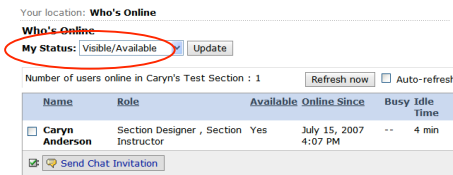
At any time, an instructor or student can see who else from their course is online and working in Blackboard Vista 4. If another course member is online, they can be invited to "chat" and have a live conversation online.



- Click the course to see **Who's Online**



- Check the box next to the name of a person
- Click the **Send Chat Invitation**



To screen out chat invitations:

- Change **My Status** to **Invisible**
- Click **Update**

