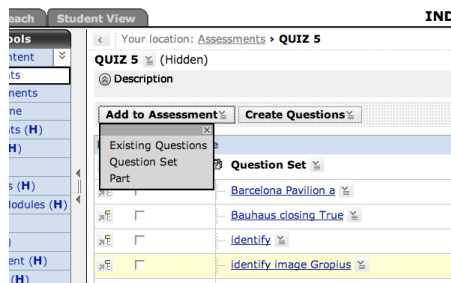


Adding Questions Sets (Randomizing Questions)

A **Question Set** is a group of individual questions from which a random selection of questions is presented to students. For example, you can select ten questions to be added as a set; each student will see three different questions.

Note: Because question sets present questions randomly to students, they help to prevent students from sharing answers. However, if you add a question set to a quiz that can be taken multiple times, each time a student takes the quiz, the same questions appear in the same order. This prevents students from taking and re-taking a quiz until they receive easier answers.

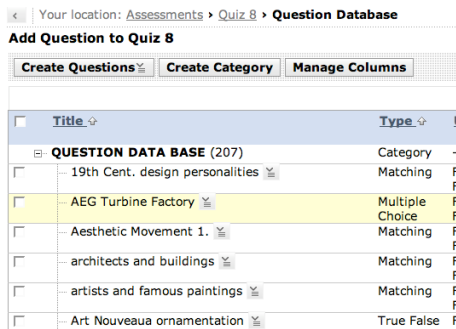
Before you can add a question set, questions must already be added to the **Question Database** tool. Once students have taken an assessment, you cannot add or delete questions in a question set.



While in the assessment:

- Under **Add to Assessment**, click **Add a Question Set**.

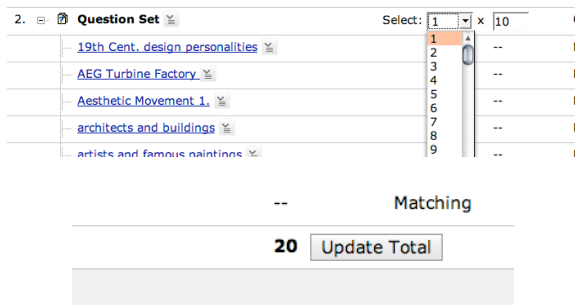
The **Question Database** screen appears.



- Select the **check box** next to the questions you want to add



- Click **Add Selected**



From the **Select** dropdown list:

- Select the **number of questions** you want for the set
- Specify the **number of points** each question will carry

Click **Update Total** at the bottom of the screen.